

CABIN & COCKPIT ENTRY HARDWARE

MM Talon Entry Door Lock

DOOR THICKNESS RANGE: 20.5 - 38mm (13/16" - 1 1/2")

The Talon sliding-door lock is designed for aluminium extrusions, wood, or fiberglass doors.

It offers:

- All marine-grade materials for superior corrosion resistance
- Positive-grip latch mechanism keeps doors closed under even extreme conditions
- Locks can be matched to other Southco deck latches. Please contact Southco Marine for further information

Available Options:

Locking:

Keylocking and non-keylocking versions.
Non-keylocking features an exterior lock override.
Non-keylocking version includes forend for wooden door applications.

Finish:

A variety of finish options includes
Anodized Aluminum,
Powder Coated Black Aluminum, Chrome
and Brass.

Accessories:

High-seas Handle:

Improved grip with a nice design for heavier doors.

Ramp for Top Stop:

Prevents the Top stop from interfering with the rail when sliding the door.

Top Stop:

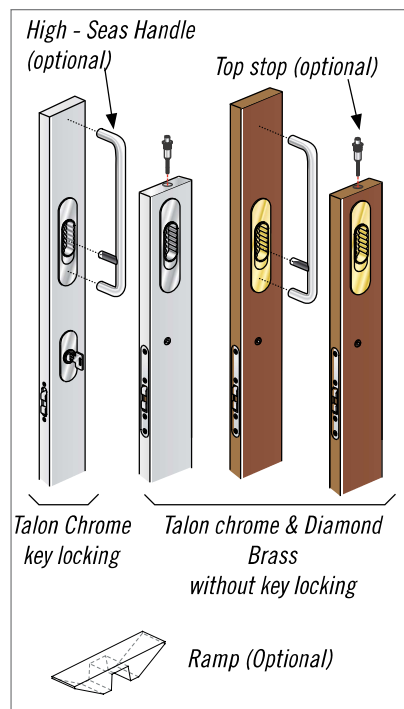
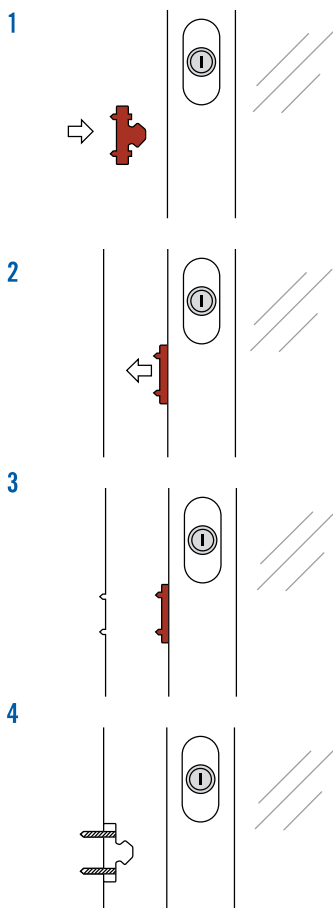
Stop that holds door at any open position.

Mounting tool for striker:

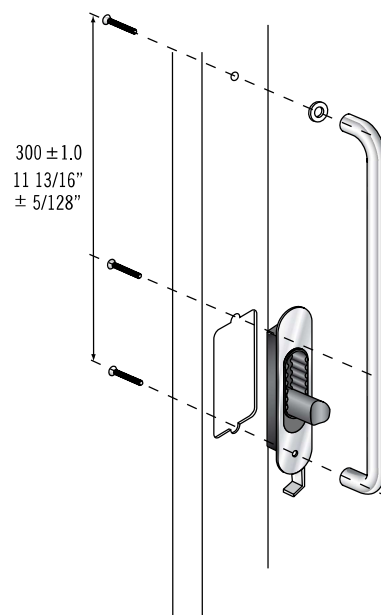
Use to align door and striker.

For spare keys please contact Southco Marine

How to use the mounting tool



High Seas Handle Installation



TALON ACCESSORIES	
Mounting tool for striker	MM-90-103-41
Top Stop	MM-7520
High-seas handles for chrome Talon	MM-7660
High-seas handles for black Talon	MM-7683
Ramp for Top Stop	MM-90-201-60

TALON PART NUMBERS				
Without Key locking* (egress opening from outside)	Door thickness range			
	20.5 - 23 mm (13/16 - 29/32")	22.5 - 27 mm (7/8 - 1 1/16")	27 - 34.5 mm (1 1/16 - 1 3/8")	28.5 - 38 mm (1 1/8 - 1 1/2")
Anodized aluminum	MM-01-100-60	MM-01-101-60	MM-01-102-60	MM-01-103-60
Powder coated black aluminum	MM-01-100-50	MM-01-101-50	MM-01-102-50	MM-01-103-50
Chrome	MM-01-100-10	MM-01-101-10	MM-01-102-10	MM-01-103-10
Diamond brass	MM-01-100-40	MM-01-101-40	MM-01-102-40	MM-01-103-40
Key locking				
Anodized aluminum	MM-01-110-60	MM-01-111-60	MM-01-112-60	MM-01-113-60
Powder coated black aluminum	MM-01-110-50	MM-01-111-50	MM-01-112-50	MM-01-113-50
Chrome	MM-01-110-10	MM-01-111-10	MM-01-112-10	MM-01-113-10
Diamond brass	MM-01-110-40	MM-01-111-40	MM-01-112-40	MM-01-113-40

